

greenworks

High Pressure Soap Applicator

PAQ713



OPERATOR'S MANUAL

TOLL-FREE HELPLINE: 1-888-90WORKS (888.909.6757)

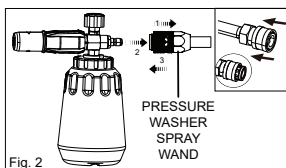
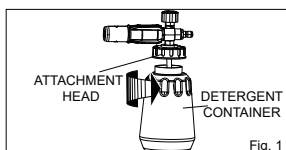
WARNING: It is important to read and understand the instruction manual before you operate this accessory.

APPLICATION

INSTALLATION

The Greenworks high pressure soap applicator allows you to use detergent while using your pressure washer for high-pressure cleaning. See Figures 1-3

1. Turn the attachment head counter clockwise to access the detergent container.
2. Hold detergent container with firm grip, and add detergent.
3. Once full, install the attachment head, and securely tighten.
4. Using the quick connect coupler, install onto the pressure washer spray wand just as you would with any type of nozzle.



SAFETY INSTRUCTIONS

WARNING



Please read and comply with these original operating instruction prior to the initial operation and store them for later use or subsequent owners.

To reduce the risk of injury, user must read and understand operator's manual for their pressure washer before using this accessory. Fits many brands of pressure washers up to 3300 PSI. Ensure compatibility and proper fitment before use. Wear eye protection with side shields that are marked to comply with ANSI Z87.1 There is a risk of fluid injections. Do not point at any person, pets, electrical devices, or the unit itself. Turn the pressure washer off before changing or adjusting accessories. For cold water use only. Save these instructions. Refer to them frequently and use them to instruct other users. If you loan product, loan them these instructions also.

SYMBOL

WARNING



Don't hold the nozzle of the High Pressure Soap Applicator when it is on.

PRODUCT INFORMATION

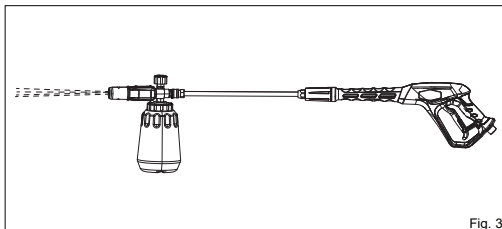
If any parts are damaged or missing, please call 1-888-90WORKS (888.909.6757) for Greenworks customer service.

PRODUCT SPECIFICATIONS

Connection 1/4 in. Quick Connect Plug Inlet
 Maximum Pressure Up to 3300 PSI
 Maximum Water Flow 3 GPM
 Maximum Water Temperature 104°F

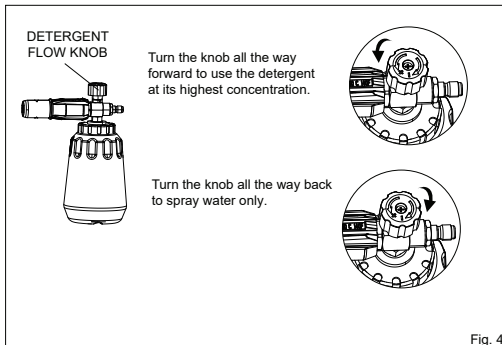
PROPER USE

The high pressure soap applicator is designed to apply detergent to a variety of surfaces. It can be used for removing dirt and mold from decks, cement patios, house siding, cars, boats, motorcycles, patio furniture, grills, and more!



ADJUSTING THE FLOW KNOB See Figure 4

The amount of detergent in the spray is controlled by the detergent flow knob.



WARNING

Do not make adjustments while using the pressure washer. Stop spraying and lock out the trigger before making adjustments. Keep hands away from nozzle tip when spraying.

NOTE: When pointing the spray wand upward, water may discharge from the sides of the spray wand nozzle. To stop this discharge, point the spray wand downward for five seconds and then resume normal operation.

MAINTENANCE

- Before storing, thoroughly rinse the detergent bottle to remove any detergent residue, and allow to dry completely.

GENERAL INFORMATION

ENVIRONMENTAL PROTECTION



The packaging material can be recycled. Please do not place the packaging into the ordinary trash for disposal, but arrange for proper recycling.



Old appliances contain valuable material that can be recycled. Please arrange for the proper recycling of appliances. Please dispose your old appliances using the appropriate collection system.

greenworks

90-Day Warranty

Renewed/Refurbished products and batteries are protected against all defects in materials, parts or workmanship under normal use for a period of 90 days from the shipping date or in-store purchase date. All sales are final, no returns.

ITEMS NOT COVERED BY WARRANTY:

1. Any part that has become inoperative due to misuse, commercial use, abuse, neglect, accidents, improper maintenance, or alteration; or
2. The unit, if it has not been operated and/or maintained in accordance with the owner's manual; or
3. Normal wear, except as noted below;
4. Routine maintenance items such as draining the water to avoid freezing/ice damage to pump and components.
5. Normal deterioration of the exterior finish due to use or exposure.

GREENWORKS HELPLINE (1-888-90WORKS):

Warranty service is available by calling our toll-free helpline, 9am to 5pm EST. at 1-888-909-6757 (1-888-90WORKS).

TRANSPORTATION CHARGES:

Transportation charges for the movement of any power equipment unit or attachment are the responsibility of the purchaser. It is the purchaser's responsibility to pay transportation charges for any part submitted for replacement under this warranty unless such return is requested in writing by GREENWORKS.

USA ADDRESS:
Greenworks Tools
P.O. Box 1238
Mooreville, NC 28115

CANADIAN ADDRESS:
Greenworks Tools Canada Inc.
P.O. Box 93095, Newmarket, Ontario
L3Y 8K3